



WILLCOX COLLECTION

DISCOVER THE DIFFERENCE



Cemetery Memorials



DISCOVER THE DIFFERENCE

We are proud to present The Willcox Collection and hope this brochure will help you decide upon the perfect memorial for your loved one.

Throughout these pages you will find a range of memorials that are of exceptional quality, suitable for both cemeteries and churchyards. The options of material and design are almost endless.

Adding designs or ornamentation to your memorial will allow you to create a unique and personal tribute to your loved one. We offer an extensive range of emblems, designs and ornaments for you to choose from. You will find the most frequently requested designs in the pages within this brochure. Alternatively we have skilled craftsman and artists who can produce bespoke designs to meet your personal taste.

We hope you find a design that you like within this brochure, however, should you need any advice or assistance, please do not hesitate to contact us.



CHOOSING A MEMORIAL

The range of memorials and designs has greatly increased over the years and we understand that making the right choice can be daunting. We hope that this brochure will help you select a memorial that reflects the person to be commemorated. If you would prefer a bespoke design, then please contact us to see how we can help create the most fitting memorial for you.

THE WILLCOX COLLECTION	4
INSCRIPTION WORDING	5
MATERIALS	6
CEMETERY MEMORIALS	8
RUSTIC & HAND CARVED MEMORIALS	20
FULL LENGTH KERB SETS	28
BOOK MEMORIALS	34
HEART MEMORIALS	38
CHURCHYARD MEMORIALS	42
INDIVIDUAL MEMORIALS	46
CHILDREN'S MEMORIALS	50
CREMATION MEMORIALS	54
VASES	58
ORNAMENTATION	60
BRONZES	62
DECORATIVE GLASS CHIPPINGS	63



THE WILLCOX COLLECTION

Some things to consider before making your choice:-

REGULATIONS

Churchyards and cemeteries have regulations that govern the permitted size, material and design of memorials. Your local burial authority can supply this information and your stonemason should also be able to assist.

MATERIALS

Within this brochure you will find headstones made in granite, marble and a range of natural stones. Before making your decision, it is important to understand some of the characteristics of these materials. Granite is the hardest of materials and will weather better over time however some granites are more porous than others and will tend to show variation in colour when wet. Other examples such as Marble and Sandstone are beautiful materials when new but being soft and quite porous will darken and change their characteristic as the years go by. Some people are happy to see this natural change but others less so. We can offer guidance on all these materials and discuss their suitability for your needs.

LETTERING

You will see different examples of lettering as you read through the pages of this brochure. Most common is gilding, using gold leaf and painting. Other options such as 'sand-blast only' are also available. Once again, we can advise you on the options available.

MAINTENANCE

Understanding the maintenance requirements of different materials may help you to make the right choice at the beginning of the selection process as well as ensuring that your memorial stays in the best possible condition for years to come.

Your needs are as unique as the person's life you are commemorating. Our expert advice and guidance will help you make the choices that are right for you.



INSCRIPTION WORDING

Finding the right words for your memorial can be difficult. This section offers some guidance which we hope will help.

Please be aware that Churchyard and Cemetery regulations may restrict your inscription choices. If you are not aware of the restrictions that affect your memorial we will do our best to help.

The layout below shows a typical inscription

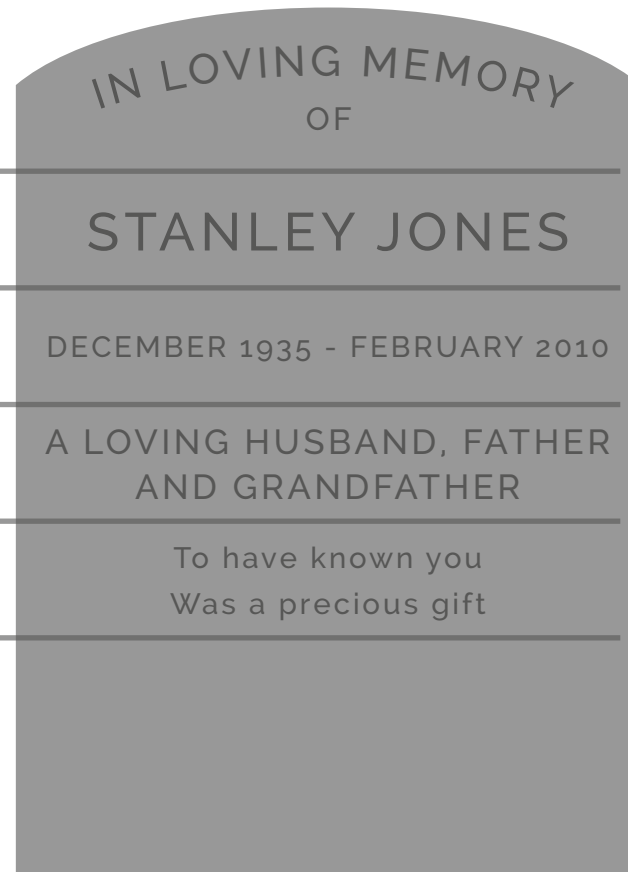
Lead
A brief introduction

Name Lines
Usually the largest font-size

Date Lines
Showing the dates of Birth, Death or Age

Personal Description
Often describing the relationship of the departed

Epitaph
Words devoted to the departed



EXAMPLES

Below are just a few common inscriptions -



"To live in the hearts of those we love is not to die"

"The best and most beautiful things in the world cannot be seen nor touched but are felt in the heart"







"Sadly missed along life's way, Quietly remembered every day"


"Life is not forever, Love is"

MATERIALS


To ensure that your memorial remains an everlasting tribute to your loved one, we use only the finest quality materials.

Please note that the colours shown are for illustration only. We have tried to make them as representative as possible but they cannot be portrayed exactly.





BAHAMA BLUE




ABBEY GREY



YELLOW SANDSTONE



WARWICK GREY




GREY BIRD



WELSH SLATE



DARK GREY




KARIN GREY



NABRESINA



AVON GREY



CELTIC GREY



PORTLAND STONE



FLINT GREY




SURF GREY



BRENNA STONE




GLENABY GREY



LUNAR GREY



CARRARA MARBLE



SILVER GREY



GREY SANDSTONE

Being natural products, colour will vary from memorial to memorial, making each one unique.



WG1 ▼
Black
 HS 27"x21"x3"
 Base 3"x24"x12"
 A classic design featuring bronze praying hands.



WG2 ▼
Abbey Grey
 HS 27"x21"x3"
 Base 3"x24"x12"
 A painted resin ornament adds to the memorial.



WG3 ▼
Blue Pearl
 HS 27"x21"x3" Base
 3"x24"x12" A bronze cross and rose ornament decorates the headstone and a stopped splay base provides room for additional lettering.



WG4 ▼
Black
 HS 27"x21"x3" Base 3"x24"x12" A traditional ogee headstone with a sandblast and painted crucifix scene. The night sky is inset with crystals.



WG5 ▼
Black
 HS 30"x24"x4"
 Base 4"x30"x12"
 A contemporary take on the traditional ogee shape, featuring a hand painted scene (bespoke scenes welcome) across the top.



WG6 **Galaxy Black**
HS 27"x21"x3"
Vases 4"x6"x6"
Base 3"x24"x12"
A bronze rose complements the reflective galaxy granite.



WG7 **Lavender Blue**
HS 27"x21"x3"
Base 3"x24"x12"
The individual markings on this granite mean no two are ever identical. The base is shaped to match the top of headstone.



WG8 **Bahama Blue**
HS 30"x26"x4"
Base 4"x30"x12"
A spray of painted lilies feature on the headstone which sits on a centre splay base.

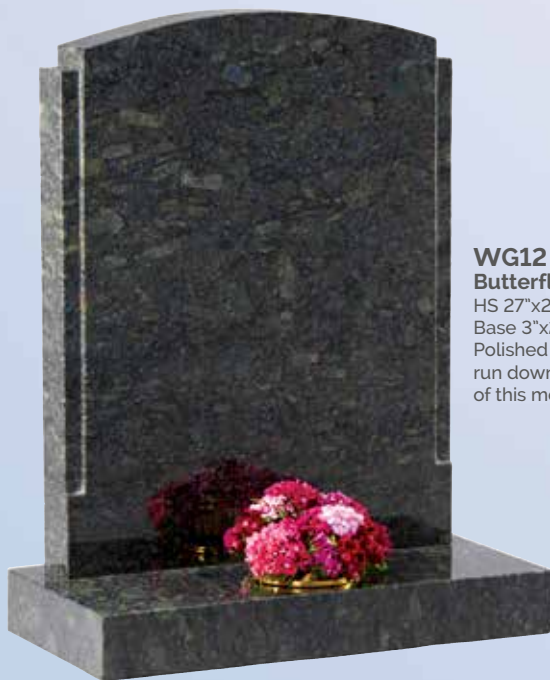
WG9 **Avon Grey**
HS 30"x24"x3"
Base 3"x30"x12"
This oval top headstone has scotia shoulders and chamfers which are matched on the base.




WG10 
Galaxy Black
 HS 30"x28"x4"
 Base 4"x30"x12"
 A modern design with hand tooled rebates flowing down the left edge which can be highlighted in different colours.




WG11 
Coral Green
 HS 30"x24"x4"
 Base 4"x30"x12"
 This headstone is framed by a gold pin line which makes a feature of the flower vase.



WG12 
Butterfly Blue
 HS 27"x21"x3"
 Base 3"x24"x12"
 Polished rebates run down the side of this memorial.



WG13 
Tropical Green
 HS 30"x24"x4"
 Base 4"x30"x12"
 A rich green granite which has striking maroon crystals.



WG14 
Avon Grey
 HS 27"x21"x3"
 Base 3"x24"x12"
 The headstone has a contrasting sanded finish to the moulded edge.



WG15 ◀
Xiamen Pink
HS 27"x21"x3"
Base 3"x24"x12"
The addition of moulded edges to the headstone and base creates a distinguished looking memorial.



WG16 ◀
Dark Grey
HS 27"x21"x3"
Base 3"x24"x12"
A polished moulding adds emphasis to the inscription area.



WG17 ◀
Black
HS 27"x21"x3"
Base 3"x24"x12"
A double border frames the polished surface and the sandblast rose designs add to the classic look of this memorial.



WG18 ◀
Flint Grey
HS 27"x21"x3" Base 3"x24"x12"
A stylised and effective design with painted roses and an integral arch design.



WG19 ◀
Dark Grey
 HS 27"x21"x3"
 Base 3"x24"x12"
 The rose design at the shoulder is highlighted with pure gold leaf.



WG20 ◀
Black
 HS 27"x21"x3"
 Base 3"x24"x12"
 A Middle Eastern inspired headstone.



WG21 ◀
Black
 HS 30"x24"x4"
 Base 4"x30"x12"
 The area above the inscription is recessed leaving a central raised heart with painted violets each side.




WG22 ◀
Twilight Red
 HS 27"x21"x3"
 Base 3"x24"x12"
 Reverse sandblasting is another method of ornamentation. The rose design is one of many images available.





WG23 ◀
Black
 HS 27"x21"x3"
 Base 3"x24"x12"
 A traditional churchyard shaped top and base.





WG24 
Coral Green
HS 27"x21"x3"
Base 3"x24"x12"
A gilded swirl design top centre.




WG25 
Black
HS 27"x21"x3"
Base 3"x24"x12"
A traditional churchyard top with chamfers.



WG26 
Glenaby
HS 27"x21"x3"
Base 3"x24"x12"
A pin line accentuates the classic lines of this memorial. Shown with a bow front base.



WG27 
Steel Grey
HS 30"x28"x4"
Base 4"x30"x12"
The scotia corners of this headstone are mirrored on the base to create a simple but effective design.



WG28
Emerald Pearl
 HS 27"x21"x3"
 Base 3"x24"x12"
 Emerald pearl granite is an unusual variation on the more common Blue pearl.



WG29
Black
 HS 27"x21"x3"
 Base 3"x24"x12"
 "A good round" ... please ask about the personalised memorials we are able to offer, reflecting the sport or hobby of a loved one.



WG30
Black
 HS 27"x21"x3"
 Base 3"x24"x12"
 A sandblast scroll and rose ornament frame the inscription space.




WG31
Black
 HS 27"x21"x3"
 Base 3"x24"x12"
 A sandblasted star, cross and rose design.



WG32
Black
 HS 27"x21"x3"
 Base 3"x24"x12"
 Shown with a hand painted lily which could be replaced with any flower of your choice.



WG33 ▼
Black
 HS 27"x21"x3"
 Base 3"x24"x12"
 An oval top headstone with a heart pin line and CNC carved and highlighted poppies below. These can also be colour painted as shown.



WG34 ◀
Black
 HS 27"x21"x3"
 Base 3"x24"x12"
 An offset peon top with a single climbing rose ornament.



WG35 ◀
Blue Pearl
 HS 27"x21"x3"
 Base 3"x24"x12"
 This peon top headstone has a sandblast rose panel with a serif cross.



WG36 ▼
Coffee Pearl
 HS 30"x24"x4"
 Base 4"x30"x12"
 An attractive deep brown granite shown with a gilded pin line.





WG37 ◀
Black
 HS 27"x21"x3"
 Base 3"x24"x12"
 A square top headstone with a sandblast church window ornament.



WG38 ◀
Black
 HS 27"x21"x3"
 Base 3"x24"x12"
 An ogee top with a sandblast church window and bible.



WG39 ◀
Black
 HS 27"x21"x3"
 Base 3"x24"x12"
 An alternative to traditional sandblast techniques is the use of a hand painted resin.



WG40 ◀
Ruby Red
 HS 27"x21"x3"
 Base 3"x24"x12"
 This ogee top has rounded shoulders which are also shown on the front of the base.



WG41 ◀
Black
 HS 27"x21"x3"
 Base 3"x30"x12"
 Vases 7"x7"x7"
 The headstone is set to the left of the base with a vase block to the right. The gilded cross and rose completes the design.

WG42 ▶
Black
HS 27"x21"x3"
Base 3"x24"x12"
Skilled craftsmen have shadow
punched and painted this
depiction of the Last Supper.



WG43 ◀
Black
HS 30"x24"x4"
Base 4"x30"x12"
This headstone has chamfered
edges and a stylish shadow
punched angel ornament.



WG44 ▶
Black
HS 33"x21"x3"
Base 3"x24"x12"
A half round top headstone with a
laser etched and highlighted dove
design.



WG45 ▶
Black
HS 27"x21"x3"
Base 3"x24"x12"
A profusion of painted wild flowers
create a border around the
headstone.





WG47 ◀
Black
 HS 27"x21"x3"
 Base 3"x24"x12"
 A half ogee headstone with CNC carved and painted rose design.



WG48 ◀
Black
 HS 27"x21"x3"
 Base 3"x24"x12"
 An offset peon top with a sandblast rose ornament.



WG49 ◀
Avon Grey
 HS 27"x21"x3"
 Base 3"x24"x12"
 An alternative edge is this sanded rope margin.



WG50 ◀
Karin Grey
 HS 27"x21"x3"
 Base 3"x24"x12"
 A deep ogee headstone with a beautifully carved & highlighted dove.



WG51 ◀
Avon Grey
 HS 30"x21"x3"
 Base 3"x24"x12"
 A CNC carved and highlighted rose panel decorates this memorial.

CNC CARVING

CNC CARVING

Traditional masonry skills can now be enhanced by modern technology. Computer aided design and modern machinery produce precision relief carvings at affordable prices. We offer an extensive range of beautiful designs and can also reproduce bespoke works of art to create a memorial as unique as the person you're commemorating. The resulting 3D carvings can be left as natural stone or painted by our team of highly skilled artists.

CNC LETTERING

The same modern technology can accurately reproduce 'V-cut' lettering, a deep profile inscription which has significantly more impact than traditional sand-blasted letters.



025



026



027



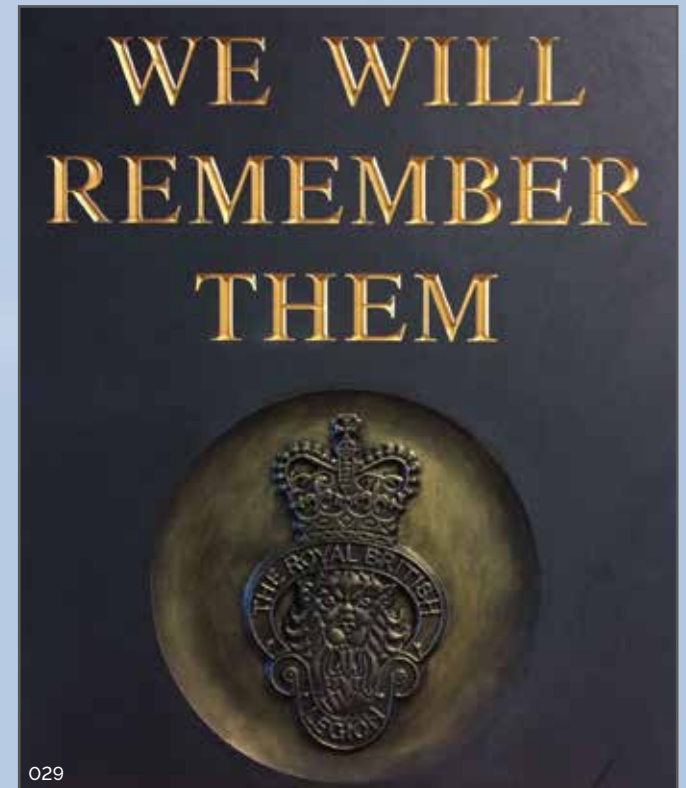
024 (red)



024 (white)



028



029



WG60 ▲
Ruby Red
HS 27"x21"x3"
Base 3"x24"x12"
Shown with natural pitched
edges and bronze cross and
rose ornament.



WG61 ▼
Celtic Grey
HS 27"x21"x5"-3"
Base 4"x24"x12"
The tapered headstone and pitched
edges creates a traditional boulder
style memorial.



WG62 ▲
Lunar Grey
HS 39"x21"x4"
Base 4"x24"x12"
A traditional celtic wheel
style headstone cross.

WG63 ▼
Balmoral Red

HS 27"x21"x3"
Base 3"x24"x12"

A gothic shaped headstone with pitched edges and face margin.



WG65 ▼
Dark Grey

HS 27"x21"x3"
Base 3"x24"x12"

A natural rustic edge with matching face margin.



WG64 ▲
Autumn Brown

HS 27"x21"x3"
Base 3"x24"x12"

The pitched face margin follows the shape of the check shoulders.



WG66 ▲
Black Pearl
HS 30"x24"x4"
Base 4"x30"x12"
The pitched edges and margins together with the highlighted carved roses frame the face of this headstone.



WG67 ▼
Coral Green
HS 27"x21"x3"
Base 3"x24"x12"
The carved and painted daffodils create a contrast to the rustic headstone & base.



WG68 ▲
Tropical Green
HS 30"x24"x3"
Base 3"x30"x12"
The large celtic cross is carved into the polished face of this pitched edge memorial.



WG69 ▶
Dark Grey
HS 27"x21"x3"
Base 3"x24"x12"
Natural carved roses follow the pitched edges.



WG71 ▶
Dark Grey
HS 27"x21"x3"
Base 3"x24"x12"
The hand carved roses have been highlighted to contrast with the pitched edges.



WG70 ▶
Karin Grey
HS 27"x21"x3"
Base 3"x24"x12"
Carved and highlighted roses either side of a latin cross.



WG72 ▲
Balmoral Red
HS 27"x21"x3"
Base 3"x24"x12"
These carved roses are
left unhighlighted.



WG73 ▼
English Teak
HS 30"x24"x4"
Base 4"x30"x12"
A truly unique headstone with a dramatic
combination of shape, carving and colour.



WG74 ▲
English Teak
HS 33"x28"x5"
Base 4"x30"x12"
A woodland feel to this headstone
which has a carved tree over the
inscription face.

WG76 ▽
Himalayan
HS 30"x24"x4"
Base 4"x30"x12"
A boldly carved and highlighted
sunflower enlivens this design.



WG79 ▽
Flint Grey
HS 33"x21"x3"
Base 3"x24"x12"
Deep carved and highlighted
roses follow the gothic shape.



WG75 ▽
Black
30"x24"x4"
Base 4"x30"x12"
The black granite provides a high
contrast to the delicate highlighting on
the carved roses.





WG81 ▲
Black
HS 30"x36"x5"
Base 4"x42"x12"
A circular headstone flanked by two fully carved angels creates an outstanding example of masonry art.



WG82 ▼
Flint Grey
HS 33"x24"x4"
Base 4"x30"x12"
This highlighted depiction of Our Lady is carved into a rustic style headstone.



WG85 ▲
Bahama Blue
HS 30"x24"x4"
Base 4"x30"x12"
The mourning angel is highlighted to enhance the details of the carving.




WG87 ▲
Flint Grey
Overall 36"x30"x30"
An engaging headstone with carved & highlighted angels standing either side of a scroll. The base incorporates a garden kerb set.



WG86 ▲
Black
HS 38"x26"x6"
Base 6"x30"x12"
This beautiful Madonna and child headstone is the epitome of the stonemason's art.



WG100 ▼
Black
 Overall 30"x78"x30" A classic ogee shaped headstone & kerb memorial. The corner posts can be bored for flower containers as shown.



WG101 ▼
Avon Grey
 Overall 30"x78"x30"
 This kerb memorial has a painted wild flower and ribbon ornament.



WG102 ▼
Alpine Brown
 Overall 78"x30"
 Four kerbs fixed between attractive peon top posts, there is room on the splayed kerbs for lettering.



WG103 ▼
Balmoral Red
 Overall 36"x84"x36"
 An impressive kerb set with a double vase in the centre and bronze cross ornament.



WG104 ▼
English Teak

Overall 40"x78"x30"

A truly magnificent combination of shape, colour and carving. The sloping tablet at the foot end allows room for additional lettering.



WG105 ▼
Galaxy Black

Overall 36"x78"x30"

The gilded ivy above the worked book on this headstone signifies fidelity.

WG106 ▶
Ruby Red


Overall 36"x78"x30"

The theme of the heart shaped headstone is continued onto the curved foot kerb which has a small raised heart.





WG107 ▼
Black
 Overall 36"x78"x30"
 Barley twist columns historically date back to the Temple of Solomon in Jerusalem and signify wisdom.



WG108 ▼
Alpine Brown
 Overall 36"x78"x30"
 The pitched edges to the headstone and kerbs give this memorial a very natural look.



WG109 ▼
Grey Bird
 Overall 36"x78"x30"
 Adorned with carved & highlighted flowers, the headstone shape is reflected in the tiered kerbs and coverslab.



WG110 ▼
Flint Grey
 Overall 37"x78"x30" The matching chamfers on the headstone and kerbs give a traditional feel to this kerb memorial.



WG111 ▼
Black

Overall 36"x78"x30"
The heart shaped piercing to the headstone allows for the placing of a marble dove.



WG112 ▲
Lunar Grey

Overall 78"x30"
This kerb memorial incorporates a vase at the head end and lettering tablet at the foot.



WG113 ▼
Black

Overall 36"x78"x30"
This memorial is characterised by the unusually shaped headstone that's shown with a sandblast scroll and rose motif.



WG114 ▼
Blue Pearl
 Overall 36"x78"x30"
 A heart shaped headstone with sandblasted rose ornament and a cover slab to the kerbed area.



WG115 ▼
Dark Grey
 Overall 30"x78"x30"
 A bookset memorial with a carved cord & tassel sits on top of a kerb surround.



WG116 ▼
Black
 Overall 36"x78"x30"
 This Middle Eastern inspired memorial has a mosque shaped headstone and minaret style foot posts.



WG117 ▼
Aurora
 Overall 36"x84"x36"
 An ornate memorial featuring carved and highlighted angels on the headstone and roll top kerbs with vase posts.



WG118 ▼
Blue Pearl
Overall 40"x84"x36"
The carved figures of Mary and Joseph embrace a heart and at the foot end a desk tablet allows room for additional inscriptions.



WG119 ▼
Grey Bird
Overall 36"x82"x34"
This beautiful memorial features a hand carved Angel with outspread wings and a scroll tablet for inscription.



WG120 ▼
Olive Green
Overall 39"x82"x34"
An impressive 'Doorway to Heaven' memorial. The steps and winding pathway inside the kerbs lead to the gates.

RESINS

RESINS

Resins offer an economical alternative to traditional hand carvings. They can be highlighted or fully painted to create beautiful additions to a memorial.


HAND CARVING

If you require a bespoke design our highly skilled masons and artists can create something unique. From a simple flower to a fully carved Angel, the options are almost limitless.



WG130 ▼
Blue Pearl

Book 18"x24"x3" Rest 14"x12"x6" Base 3"x27"x15"
A classic cord and tassel book on a simple rectangular base.



WG131 ▼
Dark Grey

Tablet 18"x24"x3" Rest 14"x12"x6" Base 3"x27"x15"
A flat tablet with raised, carved and highlighted roses.



WG132 ▲

Black
Book 18"x24"x3"
Rest 14"x12"x6"
Base 3"x27"x15"
A classic bookset brought up to date with an extra wide rest.





WG133 ◀
Lunar Grey
 Book 18"x24"x3" Rest 14"x12"x6"
 Base 3"x27"x15"
 The elegant carved and highlighted
 rose is the stand-out feature of this
 book memorial.



WG134 ▶
Black
 Book 18"x24"x4" Rest 14"x12"x6"
 Base 4"x27"x15"
 This book set incorporates stepped
 and polished page edges and half
 ogee moulded edges on the base.




WG135 ▶
Black
 Tablet 12"x18"x2"
 Rest 12"x12"x5"
 Base 2"x18"x15"
 A simple elegant and
 economic mock book
 set with wide rest.




WG136 ◀
Bahama Blue
 HS 30"x28"x6"
 Base 6"x30"x15"
 Our most exclusive
 book headstone,
 incorporating an
 upstand and a centre
 splay base.




WG138 
Dark Grey
 HS 27"x21"x3" Base 3"x24"x12"
 The sandblasted book and roses design provides an ideal frame for two inscriptions.



WG139 
English Teak
 HS 30"x24"x4"
 Base 4"x30"x12"
 Our fully worked "Book of Life" has a sawn page recess and simple bandings on the spine of the book.



WG140 
Black
 HS 30"x24"x3"
 Base 3"x30"x12"
 This version has a polished page recess suitable for adding page lines and an ornate gilded ornament to the face.



WG141 
Bahama Blue
 HS 30"x24"x4"
 Base 4"x30"x12"
 Carved wild Roses either side of a central heart which is ideal for a photo or carved initials.



WG142 ▲

Black

HS 30"x24"x4"
Base 4"x30"x12"

This classic worked book headstone is completed by a carved and painted rose above.

WG143 ▼

Black

HS 33"x24"x3"
Vases 4"x6"x6"
Heart 9"x9"x2"
Base 3"x30"x12"

Inscription area is increased by the addition of a heart plaque to this large book memorial.



WG144 ▲

Black & Tropical Green

Cross 42"x18"x4"
Wings 26"x16"x3"
Base 3"x36"x12"

The 42" high cross forms a majestic centrepiece to this unusual book style memorial.



WG150
Galaxy Black
 Heart 22"x24"x4"
 Pedestal 18"x8"x6"
 Base 4"x24"x24"
 This large heart tablet is cushioned on both faces.



WG151
Aurora
 Heart 18"x18"x4"
 Rest 14"x4"x8" Base 4"x22"x18"
 An exclusive cushioned face heart with raised carved and highlighted roses.



WG152
Ruby Red
 Hearts 16"x28"x3"
 Rests 12"x3"x6" Base 3"x30"x15"
 These entwined double hearts signify undying love.



WG153
Black
 Hearts 16"x28"x3"
 Rests 12"x3"x6" Base 3"x30"x15"
 A delicately carved and highlighted lily divides the double heart.

WG154 ▼

Galaxy Black

Heart 18"x18"x3"

Rest 12"x4"x6"

Base 3"x22"x14"

A simple and classic cremation heart.



WG156 ▼

Black

HS 27"x21"x3"

Base 3"x24"x12"

Ever popular heart design with roses which can be left plain or painted in any colour.



WG155 ▲

Black


HS 33"x24"x3"

Base 3"x30"x12"

The fully carved roses can be colour painted or highlighted in monotoes.



WG157
Blue Pearl
 HS 33"x26"x6"
 Base 4"x30"x12"
 This hand carved angel embracing a cushioned face heart is an excellent example of masonry art.



WG158
Emerald Pearl
 HS 30"x30"x3"
 Base 3"x30"x12"
 This broken heart design shows an alternative shape to other heart headstones.



WG159
Black
 HS 30"x26"x3"
 Base 3"x30"x12"
 A combination of shaping, sandblasting and painting by our masons and artists creates this beautiful and unique memorial.



WG160
Ruby Red
 HS 30"x26"x3"
 Base 3"x30"x12"
 This heart has monotone resin ornamentation below a gilded pin line.

WG161 ▼
Black

HS 27"x21"x3"
Base 3"x24"x12"

These CNC carved and painted
poppies are an outstanding addition
to the heart.



WG162 ▲
Bahama Blue

HS 30"x24"x4"
Base 4"x30"x12"

This heart has rearing horses below
which are fully carved all round.



WG163 ▲
Bahama Blue

HS 23"x18"x10"
Base 4"x24"x24"

A fully carved angel
resting on a polished
heart. The desk base
provides additional
space for inscription.


WG170 ▶
Brenna Stone
 HS 33"x21"x3"
 Base 3"x24"x12"
 A carved floral spray
 in a recessed panel
 compliments the shape
 of this memorial.



WG171 ◀
Dark Grey
 HS 33"x21"x3"
 Base 3"x24"x12"
 This round top headstone has shaped edges to
 create a cross effect.



WG172 ◀
Dark Grey
 HS 27"x21"x3"
 Base 3"x24"x12"
 The rebated sides on
 this headstone are
 reminiscent of the
 art deco style. The
 carved flowers add
 aesthetic appeal.




WG173 ◀
Serena Stone
 HS 33"x21"x3"
 Base 3"x24"x12"
 A memorial featuring a
 deeper ogee and carved
 dove of peace.




WG174 ▶
Nabresina
 HS 33"x21"x3"
 Base 3"x24"x12"
 A churchyard style
 memorial of the
 highest quality
 incorporating a hand
 carved lily.







WG176 
Karin Grey
HS 27"x21"x3"
Base 3"x24"x12"
This headstone has been enhanced by having deep sandblast daisies and a pin line. A planting trough in the base could be added.

WG177 
Surf Grey
HS 27"x21"x3"
Base 4"x24"x7"
Vase 4"x6"x6"
A trefoil top headstone with block base and square vase.



WG178 
Abbey Grey
HS 27"x21"x3"
Base 3"x24"x12"
The splay shoulders on this headstone are outlined by a contrasting painted pin line and cross



WG179 
Brenna Stone
HS 33"x21"x3" Base 3"x24"x12"
This Gothic shape is framed by a tapered pin line with a central carved panel.



WG180 
Yellow Sandstone
HS 27"x21"x3" Base 3"x24"x12"
This attractive headstone has a natural pitched edge and face margin.






WG181
Grey Sandstone
 HS 27"x21"x3"
 Base 3"x24"x12"
 This centre peon top headstone has rounded shoulders and a moulded edge profile.



WG182
Nabresina
 HS 27"x21"x3"
 Base 3"x24"x12"
 Natural pitched edges and a carved rose panel.



WG184
Nabresina
 HS 27"x21"x3"
 Base 3"x24"x12"
 This beautiful headstone is carved with a cross and rose panel across the top.




WG185
Nabresina
 HS 27"x21"x3"
 Base 3"x24"x12"
 The triple round top to the headstone is matched in the base front.

WG186
Marble
 HS 30"x24"x3"
 Base 3"x30"x12"
 A heart memorial featuring carved wild roses and an ogee front base.





WG188
Marble
 HS 30"x24"x3"
 Base 3"x30"x12"
 This book memorial is finished with a stunning flower carving.




WG189
Marble
 HS 27"x21"x3"
 Base 3"x24"x12"
 This headstone has an attractively carved panel which follows the shape of the headstone.



WG190
Marble
 HS 30"x24"x4"
 Base 4"x30"x12"
 An intricately carved angel resting over a book style memorial.

WG192
Marble
 HS 27"x21"x3"
 Base 3"x24"x12"
 An ogee top with carved wild roses in each shoulder.



WG193
Marble
 HS 27"x21"x3"
 Base 3"x24"x12"
 This ogee headstone is enhanced by the central carved roses.

WG200 ▶

Tropical Green

HS 24"x24"x3" Base 3"x30"x12"
This Shamrock headstone is an example of one of the many shapes that can be created in granite.



WG201 ◀

Black

HS 21"x21"x3"
Base 4"x24"x24"
This headstone could be enhanced with butterfly wing ornamentation or left as a simple silhouette.




WG202 ◀

Bahama Blue

Book 12"x23"x13"
Column 24"x14"x14"

An example of a column in which cremated remains can be placed, having a book above for two inscriptions.



WG203 ◀

Blue Pearl

HS 36"x14"x4"
Base 4"x36"x14"

These twin columns have an ogee shaped recess with a painted rose design. A bronze ornament is optional.



WG204 ▶

Black

Gates 32"x11"x3"
Columns 24"x3"x6"
Base 3"x30"x12"

This "Gates of Heaven" memorial is designed for 2 separate inscriptions.



WG205 ▼

Black

HS 30"x10"x4"
Wings 27"x10"x3"
Base 3"x36"x12"

The optional silver cross means the centre area can be used for additional inscription.



WG206 ◀

Warwick Grey & Black

Overall 42"x41"x15"
An impressive memorial that uses classical design and contrasting granite colours to great effect.

WG207 ▶

Black

HS 30"x24"x4"
Base 4"x30"x12"

An exceptional example of how fine carving, etching and painting can create a uniquely personal memorial.



WG208 ▶

Black

HS 27"x21"x3"
Base 3"x24"x12"

This headstone is enhanced by the CNC carved and painted keyboard on the base creating an imaginative and personalised tribute.



WG209 ▶

Dark Grey

Overall 36"x30"x12"
This temple style memorial features an ogee top canopy and turned columns.




WG210 ▶
Sapphire Brown
 HS 34"x24"x4" Base 4"x30"x12"
 Turned and polished columns
 enhance this classic gothic top
 shape.



WG211 ▶
Black
 HS 30"x28"x3"
 Base 3"x30"x12"
 The hearts on
 this headstone
 are outlined with
 sandblast pin lines
 and are typically used
 for initials or small
 designs.



WG212 ◀
Black
 Cross 16"x12"x4"
 Die 24"x28"x4"
 Base 4x30"x12"
 A latin cross design with
 lettering area on the die
 below.



WG213 ▶
Black
 Cross 26"x18"x3"
 Die 24"x28"x4"
 Base 4"x30"x12"
 A celtic wheel cross design
 with traditional reverse
 sandblasted ornamentation.



WG214 ◀
Black
 Overall 36"x30"x33"
 An ogee top headstone, base
 & kerbs with polished rope
 mouldings around.





WG215 ◀
Dark Grey
HS 30"x21"x4"
Moon 10" diameter
Base 4"x24"x12"
This headstone shows a bronze figure taking the implied journey to Heaven. A marble moon completes this symbolic memorial.



WG216 ▶
Glenaby Grey
HS 30"x13.5"x4"
Base 4"x30"x12"
The 'Crossing' memorial shows a couple embracing on a bridge between two worlds.




WG217 ▶
Black
HS 30"x24"x4"
Base 4"x30"x12"
A pierced Venetian archway and tapered splay base frames the bronze bridge and figures.



WG218 ◀
Tropical Green
HS 30"x28"x4"
Base 4"x30"x12"
The 'Crossing' theme is developed here by the addition of a carved and highlighted waterfall.



WG220 ◀
Black
 HS 27"x21"x3" Base 3"x24"x12"
 The fully carved teddy holding this headstone can be replaced with other characters as shown in the inset.



WG221 ▶
Blue Pearl
 HS 24"x18"x3"
 Base 3"x24"x12"
 The classic carved angel and heart design memorial remains a fitting and poignant memorial.



WG222 ◀
Black
 HS 24"x18"x3"
 Base 3"x24"x12"
 A fully carved and painted "Tigger"TM leaning over a polished heart.



WG223 ▶
Blue Pearl
 HS 22"x16"x2"
 Base 2"x18"x12"
 A child's teddy memorial with sandblasted features.



WG224 ◀
Black
 Overall 27"x30"x30"
 A headstone and garden kerb set. The double arch design provides ample space for both inscription and design.



WG225 ◀
Black
HS 22"x16"x2"
Base 2"x18"x12"
A beautiful child's memorial,
two shadow punched and
painted teddy bears wander
through a calm wood.



WG226 ◀
Black
HS 22"x16"x2"
Base 2"x18"x12"
A half round top
headstone with a shadow
punched and painted
cherub in the clouds.



WG227 ◀
Black
HS 24"x16"x4"
Base 3"x18"x12"
A delicately carved angel looks
over this heart which has a
recessed panel below.



WG228 ◀
Flint
HS 16"x22"x3"
Base 3"x24"x12"
This oval
headstone
shaping is
extended to
incorporate the
painted bunny



WG229 ◀
Black
 Tablet 12"x18"x2"
 Rest 10"x6"x9"
 Base 2"x20"x14"
 The addition of painted images to this book and vase rest create an ever popular memorial. A full range of images are available.




WG230 ◀
Galaxy Black
 HS 18"x18"x3"
 Base 3"x18"x12"
 A fully carved and painted 'Patch' teddy bear and star.



WG231 ◀
Black
 HS 33"x21"x3"
 Base 3"x24"x18"
 Football 9" diameter made in contrasting granites. The scarf can be painted to show any team colours, suitable for a football fan of any age.



WG232 ◀
Black
 HS 21"x17"x3"
 Base 3"x18"x12"
 This child's memorial can have the baby clothes painted in a variety of colours.



WG233 ◀
Lunar Grey
 Tablet 12"x12"x2"
 Rest 10"x5"x8"
 Base 2"x12"x12"
 Teddy bears have always been a comfort for children and this heart and vase rest incorporates one as it's central feature.



WG234
Black
HS 27"x21"x3"
Base 3"x24"x12"
A full size headstone and "Patch" bear which can be painted in any colour.



WG235
Lunar Grey
HS 18"x22"x3"
Base 3"x24"x12"
This child's teddy and blanket can be painted to suit your personal choice.



WG236
Lunar Grey
Overall 8"x6"x6"
A small but fully carved bear, could be placed as an addition to any suitable memorial.



WG237
Surf grey
HS 30"x22"x4"
Base 3"x24"x18"
Football 9" diameter made in contrasting granites. This football shirt is shaped all round and can be altered to reflect a favourite team's colours.



WG240 ▼

Black

Book 12"x16"x2"

Vase 4"x6"x6"

Base 2"x23"x9"

A cord and tassel book on a wedge rest, together with a vase and base.



WG241 ▼

Coral Green

HS 12"x21"x2"

Base 2"x23"x9"

A small ogee shaped headstone and rectangular base.



WG242 ▼

Black

HS 12"x16"x2"

Vase 4"x6"x6"

Base 2"x23"x9"

A simple headstone design with a side vase.



WG243 ▼

Dark Grey

Heart 12"x12"x2"

Vase 4"x6"x6"

Base 2"x23"x9"

A heart tablet, side vase and base.



WG244 ▼

Ruby Red

HS 12"x21"x2"

Base 2"x23"x9"

This cremation memorial features an oval top.





WG245 ▼

Black


Tablet 2"x18"x12"

A cremation tablet with an elegant painted rose and gold pin line.





WG246 ▲
Dark Grey
Tablet 2"x18"x12"
A classic tablet with gilded
pin line design.



WG247 ▼
Lunar Grey
Tablet 2"x18"x12"
This light grey tablet is shown with a
contrasting black painted book ornament.



WG248 ▶
Lunar Grey
Tablet 12"x18"x2"
Vase Rest 10"x6"x9"-6"
Base 2"x20"x15"
Rectangular tablet with a vase
rest for flowers behind.



WG249 ◀
Dark Grey
HS 12"x12"x2"
Desk Tablet 10"x12"x3"-1.5"
This memorial features an
oval top headstone behind a
desk tablet.



WG250 ▼
Black
 Desk 18"x15"x4/2"
 Vase 8"x14"x6"
 A vase sitting on the flat of the desk gives two inscription areas.



WG251 ▼
Black
 Desk 18"x15"x4"-2"
 A scroll shaped tablet with gilded pin lines.




WG252 ▼
Black
 Desk 18"x18"x4"-2"
 A desk with an elegant moulded edge

WG253 ▼
Black
 Desk 18"x18"x4"-2"
 This desk tablet features a sandblast rose ornament on the flat band.



WG254 ▼
Glenaby
 Desk 18"x18"x4"-2"
 Shown with a sandblasted and highlighted book on the face.



WG255 ▼
Black
 Desk 18"x18"x5"-3"
 This popular design has a raised book with carved cord and tassel.



WG256 ▼

Tropical Green

Desk 15"x18"x4"-2"

A hand shaped and polished book design.



WG257 ▼

Black

Desk 18"x18"x4"-2"

The flat band of this desk has a CNC carved and painted poppy design.



WG263 ▼

Black

Desk 18"x18"x5"-3"

Scroll shaped tablet with a carved and highlighted rose.



WG270 ▼
Black

Vase 9"x9"x9"
A heart shaped vase with softened edges.



WG271 ▼
Lunar Grey

Vase 7"x7"x7"
Base 2"x8"x8"
Square vase with check top and base.



WG272 ▶
Black

Vase 8"x8"x8"
Base 1"x10"x10"
This vase has a check top and tapered chamfer edges.



WG273 ▼
Ruby Red

Vase 7"x7"x7" A simple square vase.



WG275 ▶
Black

Vase 10"x10"x7"
Base 1"x12"x9"
A popular heart vase and base.



WG274 ◀
Black

12"x8" Diameter
An elegantly shaped turned vase.





WG276 ◀
Black
10"x8" Diameter
A classic turned globe vase.



WG277 ▶
Dark Grey
Vase 8"x8"x8"
Square vase with moulded corners.

WG278 ▼
Black

Vase 6"x12"x6"
A double vase with an etched photographic portrait, your own photo can be accurately reproduced.



WG279 ▼
Marble

8"x10"x8" Base 1"x12"x10"
A vase and base with carved daffodils.



WG280 ▶
Flint Grey

10"x12" Diameter
A larger turned bowl vase.



The addition of artwork on a memorial can create a unique and fitting tribute. Our team of skilled artists and masons can combine a number of techniques to produce high quality designs appropriate to the person being remembered. The following examples represent just a small number of the designs available.

Sandblasting and Laser etching remain the most common method of producing an image. These designs can then be highlighted or painted to create something personal and meaningful.





D212




D213



D214



D215



D216



D217



D218



D219




D220



D221



D222



D223



D224



D225



D230



D231



The addition of bronze ornaments is another way to personalise a memorial. A small selection of those available are shown here. A full range of bronze ornaments are available on request.

BRONZE



141



142



143



144



145



LANTERN

Lanterns are commonly placed on the cover slab of a kerb set.



146



147



148

PHOTO FRAMES



149



151



152

RESINS

Resin insert of The Last Supper, an alternative to the sandblasted and painted design



Our high-quality coloured chippings are the perfect way to enhance a kerbed memorial without the need for maintenance. They come in a wide range of colours, enabling you to fully personalise the memorial.



Red



Pink



Yellow



Green



Turquoise



Ice Blue



Purple



Black



Grey




Cobalt



White



Grey Granite



Black Pebbles



Cemetery Memorials

Cemetery Memorials, Motts Lane, Dagenham, Essex, RM8 1BD

Telephone: 020 8593 1794

Email: cemeterymemorials@hotmail.co.uk

www.cemeterymemorials.co.uk

